

The RC-85 transmitter (car accessory)



The RC-85 is a component of Jablotron's Oasis 80 alarm system. It is designed to be installed inside cars with a voltage supply of 12 V to 24 V to remotely control electrical appliances (e.g. garage doors or parking gates), in a similar way to the RC-86 keyfob. It can also be used for sending an alarm signal from a car.

The transmitter is not continuously powered and only transmits a signal when connected to the power supply. It can be configured whether a signal is sent instantly or only after two applications of the power supply within 2 seconds.

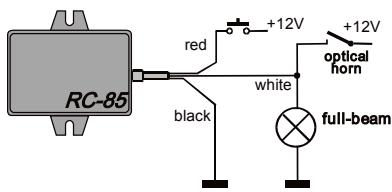
Installation

Install the transmitter into the car's interior (e.g. in the dashboard) It should not be installed directly onto a metal surface (it adversely affects the transmitter's radio range). We recommend securing the transmitter onto a plastic part of the car with screws. The wires also serve as an antenna so they should not be shorter than 30cm.

Wiring

Black	GND	
Red	Connecting to a positive voltage supply sends a SET (arm) signal	
White	Connecting to a negative voltage supply sends an UNSET (disarm) signal	
By connecting both wires to a voltage supply a panic signal is sent (= both buttons are pressed simultaneously).		

- **For operation in a car** it is possible to use existing switches in the car (full-beam headlight flash switch, horn – it is recommended to have the double-pulse reaction enabled), or, alternatively, any other suitable additional switches can be installed.



Example of wiring in a car

- **To send alarm information from a car** to an Oasis system, connect the red and white wires to the car alarm output where a positive voltage supply is present during an alarm (e.g. the siren output).

Caution: Avoid using this output for confirming car alarm operation (this would cause false alarms).

Double-pulse reaction

As a factory default, the transmitter will send a signal immediately after being connected to a power supply. This behaviour can be changed by connecting a jumper (link) inside the transmitter. After that, both inputs will react only when a voltage supply is connected for the second time within 2 seconds. This corresponds to a double-press of a button. This feature allows you to prevent the appliances from reacting to changes in voltage supply which are due to standard car operation, e.g. turning lights on/off. If both inputs are switched simultaneously to a voltage supply, a panic signal is always sent

immediately after the power supply has been connected for the first time, regardless of the jumper setting.

Enrollment to a receiver

Enrolling the RC-85 transmitter is the same as in the case of the RC-86 keyfob. But instead of pressing the buttons, the two wires get connected to a voltage supply.

Notes about RC-85 functions

The RC-85 **only sends a signal at the moment of connecting the wires** to a voltage supply. For the next transmission, the voltage supply must first be disconnected and then connected again. The functions of each wire are independent – if one wire is permanently connected to a voltage supply, the other one still works.

For controlling appliances, the UC-82 or AC-82 receivers can be used (the transmitter is enrolled to the receiver by activation – see the manual for the particular receiver).

For acoustic signalling, the doorbell function of the JA-80L indoor wireless siren can be used (the transmitter is enrolled to the siren by activation – see the manual for the siren).

For reporting a car alarm to an Oasis alarm system, the transmitter can be enrolled to the Oasis control panel or to the UC-82 receiver. In enrollment mode, connect both RC-85 wires (red and white) to a positive voltage supply and keep them connected for about 3 sec. (the same effect as simultaneously pressing and holding a keyfob's buttons).

When the car alarm is triggered connect power to the red wire to transmit a signal. The device reaction in the Oasis system is set to 4 (24 hours).

Technical specifications

Power supply	12V to 24V ± 30%
Consumption	10 / 20 mA
Communication band	868 MHz, Oasis protocol
Communication range	approx. 50 m (open area)
Config. input reactions	1 or 2 pulses of voltage supply
Operational temperature range	-10 to +40 °C
Storage temperature range	-40 to +85 °C
Dimensions, weight	84 x 53 x 25 mm, 120 g
Can be operated according to	ERC REC 70-03

FCC ID VL6RC85



10R - 01 4531

JABLOTRON ALARMS a.s. hereby declares that the RC-85 is in a compliance with the relevant Union harmonisation legislation: Directives No: 2014/53/EU, 2014/35/EU, 2014/30/EU, 2011/65/EU. The original of the conformity assessment can be found at www.jablotron.com - Section Downloads.



Note: Although this product does not contain any harmful materials we suggest you return the product to the dealer or directly to the producer after use.

JABLOTRON
CREATING ALARMS

JABLOTRON ALARMS a.s.
Pod Skalkou 4567/33
46601 Jablonec nad Nisou
Czech Republic
Tel.: +420 483 559 911
Fax: +420 483 559 993
Internet: www.jablotron.com