


Magnetic Contacts

Features

- Patented O-ring design to keep the delicate reed switch components safe inside a cushion of air.
- With the O-ring design, contacts withstand massive compression without damage
- Hand crimped and hand soldered - doubling the assurance of a solid connection
- 100% hand tested
- Lifetime warranty
- Eliminate false alarms, missed alarms and service calls
- Alnico 5 magnets or ceramic ferrite magnets
- UL listed wire
- High impact flame-retardant plastic for some housing; for others, die cast aluminium
- Contact surface are coating with Rhodium for longer life, lower resistance, and additional protection against transients


MPS-9 Press Fit Recessed Stubby Contact

- Standard gap: 1-1/4"
- 12" leads
- Reed Contact: 3/8" Dia. x 3/4" L
- Magnet: 3/8" Dia. x 3/4" L
- Also Available:
MPS-9WGW - white
MPS-9WGB - brown




MPS-20 Surface Mount Contact

- Standard gap: 1-1/4"
- Spacers, covers and screws included
Terminals
- Reed Contact: 1/2" x 2-1/2"
- Magnet: 1/2" x 2-1/2"
- Also Available:
MPS-20WGW - white
MPS-20WGB - brown



MPS-45 Surface Mount Contact

- Standard gap: 1"
- 12" leads
- Self-adhesive or screw mount
- Reed Contact: 1/2" x 1-1/8"
- Magnet: 1/2" x 1-1/8"
- Also Available:
MPS-45WGW - white
MPS-45WGB - brown



Magnetic Contacts

MPS-70 Recessed Mount Contact

- Standard gap: 1-1/4"
- 5/8" gap for steel
- 12" leads
- Reed Contact: 3/4" Dia. x 3/4" L
- Magnet: 3/4" Dia. x 3/4" L
- Also Available:
MPS-70WGW - white
MPS-70WGB - brown




MPS-80 Surface Mount Contact

- Standard gap: 2"
- Industrial surface mount
- Includes spacers and mounting screws
- Reed Contact: 5/8" x 7/8" x 4"
- Magnet: 5/8" x 7/8" x 4"



MPS-50 Surface Mount Contact

- Standard gap: 2"
- 24" armoured cable
- Cast magnet
- Reed Contact: 2" x 4-1/8" x 3/8"
- Magnet: 1-1/2" x 1-1/2" x 3-1/2"



MPS-51 Surface Mount Contact

- Standard gap: 2"
- 24" armed cable
- Adjustable magnet
- Reed Contact: 2" x 4-1/8" x 3/8"
- Magnet: 1-1/2" x 1-1/2" x 3-1/8"



Specifications:

- Closed loop circuits, switches are held closed when magnet is in, close proximity; alarm detection when contacts open
- MPS models equipped with single reed switch
- Magnets: Allnico 5 or ceramic ferrite
- Temperature Range: -40 °F to 140F° (-40°C to 60°C)
- Electrical: max power 3 watts; max switched voltage 30 volts DC, 30 volts (rms)AC; max switched current 0.30 amps; max circuit resistance - 100 milliohms
- Vibration: 30 G's peak at 10-20,000 Hz; no false closures 20 milliseconds with switches open; no false openings 20 milliseconds with switches closed
- Shock: 100 G's peak at 11 milliseconds impact duration; no false closures 20 milliseconds with switches open; no false openings 20 milliseconds with switches closed
- Wire Leads: Description - UL 1061, 22 AWG or UL 1007, 22 AWG; Pull strength: 10 lb-force (44.5n) per wire
- Color: White and Brown

For more information:

Security Asia Pacific Headquarters: Tel: (86) 21-5257 4568
Security Australia Tel: 1300 765 532
Security China Tel: (86) 21 5257 4568
Security Hong Kong Tel: (852) 2405 2323

Security India Tel: (91) 124 4105671
Security Korea Tel: (82) 2-799 6130
Security Singapore Tel: (65) 6333 9563
Security Taiwan Tel: (886) 2-2245 1000

www.asia.security.honeywell.com
security.ap@honeywell.com

Honeywell Security & Data Collection

Automation & Control Solutions
Honeywell International Inc.
www.security.honeywell.com

Nov 2008

© 2008 Honeywell International Inc.

Honeywell